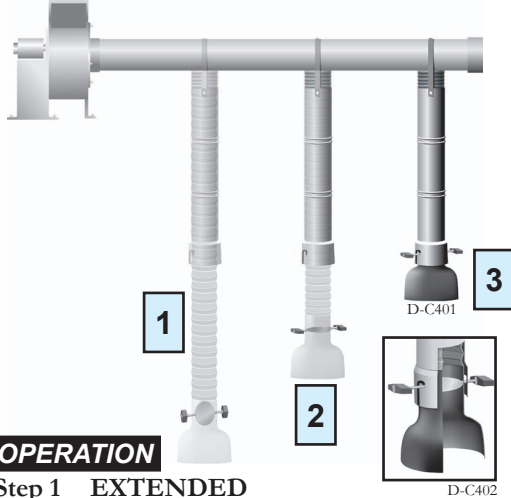


The Vacuum Holster™ offers effective exhaust removal and simple, easy hose storage.



### OPERATION

#### Step 1 EXTENDED

The extended hose and opened damper permit airflow for exhaust extraction.

#### Step 2 RETRACTING

The closed damper restricts air flow and causes the exhaust hose to retract into the Hose Holster due to the negative pressure from the exhaust fan.


#### Step 3 STORED (see detail)

The tailpipe adapter rests in the notches of the Hose Holster, even when the fan is off.

The Vacuum Holster™ consists of three components:

#### #1: EXHAUST HOSE

- Lower section (green) is made of silicon-Kevlar composite, for 600F continuous and 700F intermittent
- Remainder of hose is made of a neoprene composite, 350F intermittent
- **Non-telescoping:** The hose is one continuous piece, and has a 4" diameter for its entire length, improving air flow
- External helix acts as a wearstrip, protecting the hose composite from contact with the floor
- Light (.70 lbs/ft), flexible, and flame resistant
- 17', 20', 23' lengths are standard, with 5' of silicon. Includes two clamps.



Part #: H4C??

#### #2: TAILPIPE ADAPTER

- Non-scratch EPDM rubber boot
- 8 1/2" x 4" opening can fit nearly all pipe configurations
- Attachment hook device is non-scratch, with an adjustable length feature for secure connection
- Rotational damper (operated by turning T-handles) prevents tempered air from exiting the facility
- Weight: 3 lbs



Part #: A4STA

#### #3: HOSE HOLSTER

- Stores out-of-use exhaust hoses
- Color can be specified (granite black is default)
- Made of durable polyethylene
- Hose Holster can be field-cut for low-ceiling applications
- Weight - 7 lbs; standard length: 56"

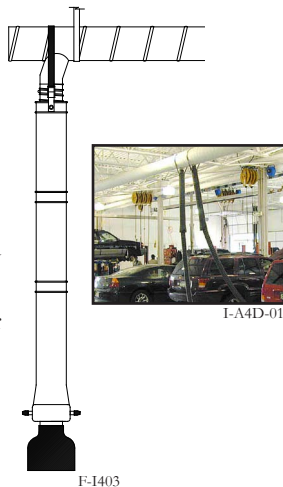


Part #: VH408

Each Vacuum Holster™ assembly requires one of the following suspension kits:

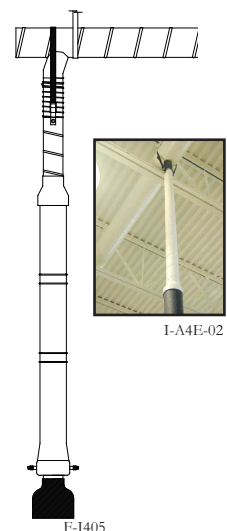
#### DIRECT-TO-DUCT KIT

- To be used if bottom of the duct manifold is 13' AFF or less
- Flexible suspension strap is looped over the duct manifold
- Hose Holster is connected to the suspension strap by two cam-grip cleats, permitting easy field adjustment of height AFF
- Bottom rim of tailpipe adapter to be 6'6" AFF
- Hose Holster can be cut to length to accommodate low-ceiling applications
- Weight: 1 lb



#### EXTENDED DUCT KIT


- To be used if bottom of the duct manifold is more than 13' AFF
- Flexible suspension strap is looped over the duct manifold
- Flexible strap is connected to a section of spiral pipe, supplied by the installer, called the "duct spacer"
- Duct spacer is installed vertically, between the duct take-off and the Hose Holster. It must be sized in the field to attain the proper height AFF.
- A 6-4" reducer is supplied by Ascent to attach the Hose Holster to the duct spacer
- Weight: 4 lbs (not including duct spacer)



### Common system options in automotive applications:

#### #1: WYE ASSEMBLY

- Connect to dual exhaust tailpipes
- Wye connector quickly couples with the Ascent Systems Tailpipe Adapter (#A4STA) and is sized to prevent loss of pressure at the connection point
- 4" x 3' silicon exhaust hose on each branch
- End of each branch features Ascent Systems Tailpipe Adapter, less the damper assembly.
- Weight: 14 lbs.



Part #: A3WYE

#### #2: EXTENSION HOSES

- First 5' of hose (green) is made of silicon-Kevlar composite, for 600F continuous and 700F intermittent
- Remainder of hose is made of a neoprene composite, 350F intermittent
- Connection end features Ascent Systems Tailpipe Adapter, less the damper assembly
- Opposite end couples with Ascent Systems tailpipe adapter, and is sized to prevent loss of pressure at the connection point
- Weight: 3 lbs + (.70 lbs/ft) of exhaust hose



Part #: H4C??-EX

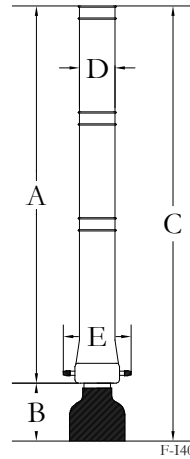
#### #3: REMOTE START FAN CONTROL

- Enables service technician to activate/deactivate the exhaust fan from each service bay by a wireless transmitter
- Reduces energy costs that arise if fan runs when no drops are in service - saves time, steps, and energy consumption
- One control panel per fan is required; one transmitter per Vacuum Holster™ is recommended.
- Weights: transmitter, 1 lb.; control panel, 12 lbs.



Part #, Panel: A3CP;  
Part #, Trans.: A3TK.

### Weights and Dimensions: Vacuum Holster™ Assembly



#### Weights - 4" Vacuum Holster™ (lbs.)

Hose Length	Compact	Extended
17'	20	22
20'	22	24
23'	n/a	26
Direct-to-Duct Kit: Add 1 lb.		
Extended Duct Kit: Add 4 lbs.		

#### Dimensions - Vacuum Holster™

Dimension	Holster Model	
	4" Compact*	4" Extended
A	40"	56"
B	8 3/4"	8 3/4"
C	48 3/4"	64 3/4"
D	5 3/8"	5 3/8"
E	10 1/4"	10 1/4"

\*Note: For A and C, the compact dimension is the minimum; the extended dimension is the maximum. The installer may field cut the Hose Holster between these two figures.

### Specifications for the Vacuum Holster™:

The vehicle exhaust hose drops shall be the Ascent Systems Vacuum Holster. The system shall utilize the static pressure from the exhaust fan for hose retraction, and shall not rely upon hoses, balancers, or other similar devices. For sufficient air flow, the hose drops shall have a uniform 4" hose diameter for the entire hose length. The part number above incorporates the following three components:

- A. **Exhaust Hose.** The diameter of the exhaust hose shall be 4" for the entire hose length. The overall length shall be \_\_\_ (17', 20', or 23'). To compress into the Hose Holster, the exhaust hose shall have a compression ratio of 6:1. The first 5' of the exhaust hose shall have a composite made of a Silicon-Kevlar fabric, for temperature tolerances of 600F continuous and 700F intermittent. The remainder of the hose shall be 350F neoprene fabric. To protect the hose composite, the hose shall include a galvanized external helix to function as a wearstrip.

- Hose to be flame resistant and include two hose clamps.
- B. **Tailpipe Adapter:** The boot of the tailpipe adapter shall be made of non-scratch EPDM with an 8 1/2" x 4" oval opening. The tailpipe adapter shall include an attachment hook, made of non-scratch material, with an adjustable-length connection cord. The tailpipe shall be coupled to the exhaust hose by a rotational damper assembly, which shall include a SS damper plate whose position is maintained by spring tension. The axles of the damper assembly shall rest in the notches of the Hose Holster.
- C. **Hose Holster:** The Hose Holster shall enclose the 4" diameter exhaust hose. The lower rim of the Hose Holster shall be belled to facilitate the entry of the exhaust hose. The belled end of the Hose Holster shall be provided with two notches, in which the axle of the rotational damper may rest when the Vacuum Holster™ is not in use. The Hose Holster shall be made of 3/16" polyethylene. Granite-black is the standard color (though other colors may be specified).

**NOTE: Specifications for suspension kits, system options, and exhaust fans are available at [www.ascentsystemsinc.com](http://www.ascentsystemsinc.com).**